

FAIL SAFE ON WHEN SWITCHED TO GROUND,
PUTS FAN OR FANS INTO HIGH RPM.



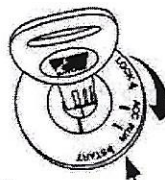
BLUE FROM TRINARY SWITCH AND
FAIL SAFE SWITCH ARE BOTH
WIRED TO F/S TERMINAL.

*A/C TERMINAL IS NOT USED

SENSOR ON
RADIATOR
OUTFLOW PORT

SENSOR

CONNECT IGNITION
+12 WHEN TURNED ON



IGNITION SWITCH
TURNS THE CONTROLLER ON
WITH +12 VOLTS

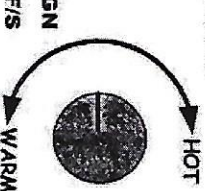

SOME FANS TIE THE
LOW AND HIGH SPEED
WIRES TOGETHER

WITH THE A/C POWER ON, AND THE TRINARY SWITCH AT
OPERATING PRESSURE OF 254 PSI, THE TRINARY SWITCH GROUND

THE FAIL SAFE (F/S) TERMINAL ON THE AUTO COOL CONTROLLER,
WHICH WILL TURN THE FANS ON HIGH

DO NOT CONNECT THE FAN A OR FAN B
TERMINALS TO BATTERY PLUS - YOU WILL
BLOW THE INTERNAL FUSES!!!!!!
CONNECT FAN A TO FAN B FOR SINGLE FAN

KEEPING RADIATORS
UNDER CONTROL
AROUND THE WORLD!



AUTO COOL 85
85 AMPS MAX

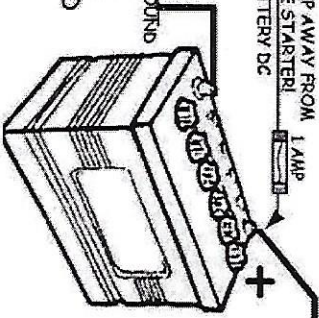
PWM

RADIO RESEARCH, LTD.
MADE IN THE USA

FAN A GROUND FAN B

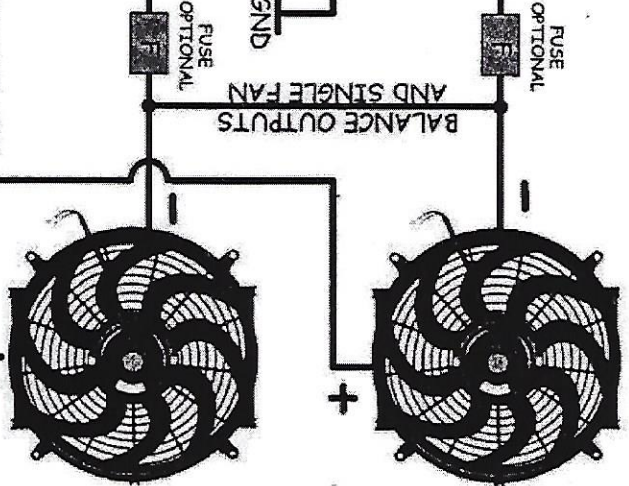
#12 MIN AWG

Trinary Switch Part # 11076-VUS
High Pressure Cut-off - 406 psi
Low Pressure Cut-off - 30 psi
Electric Fan Engagement - 254 psi
Preset Pressure For Fan Relay Ground

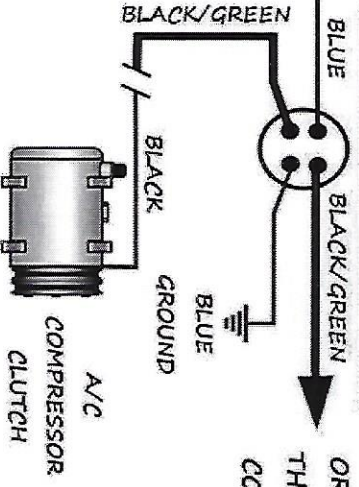


KEEP AWAY FROM
THE STARTER!
BATTERY DC

BALANCE OUTPUTS
AND SINGLE FAN



A/C ON/OFF 12 VOLTS
OR BLUE WIRE FROM
THE VINTAGE AIR A/C
COMPRESSOR RELAY



A/C
COMPRESSOR
CLUTCH

WWW.AUTOCOOLGUY.COM

autocoolguy@yahoo.com

562-367-3225